



# Bourns® Kaschke Components Custom Magnetics



Custom magnetic components for your application




# Overview


## Kaschke's broad design expertise and product portfolio offers customized solutions for any market segment

Inductive components are key elements in a wide variety of applications throughout the electronics market. Thanks to numerous innovations, it has been possible to, for example, significantly increase power supply efficiency in recent years. At the same time, the weight and size of components have been reduced and there is now greater freedom of design.

Improved performance inevitably results in end products with much longer service lives. With its design expertise and creativity, Kaschke is able to provide solutions which help you keep a step ahead of the competition.



Kaschke supplies components for a wide variety of market segments. Make the most of our interdisciplinary expertise and experience.



# From transponder coils to high power chokes, we wind any component for your application

By supplying "an A to Z" of inductive components, we provide customers with innovative solutions to meet even the most demanding challenges.

Bourns produces a full range of Kaschke components from miniature chokes for low to medium risk medical devices\* to high-performance boost chokes for inverters used in contactless energy transfer systems of up to 240 kW.

Bourns uses a diverse range of cutting-edge production techniques to produce its extensive range of Kaschke components.



Ultra-fine wire winding



Toroid winding



Linear winding



Hand winding



Foil winding



Edge wire winding

## What can we do for you?


We have many years of experience developing, producing and delivering customized inductive components of all sizes, on schedule.  
**Put us to the test!**

From ultra-fine wire and Litz wire to edge wire winding and foil winding, our system and tool manufacturing facilities enable us to allocate machines, appliances, soldering devices and measuring equipment flexibly and efficiently, ensuring maximum process stability in the production of each and every product.

\* Bourns® products have not been designed for and are not intended for use in "lifesaving," "life-critical" or "life-sustaining" applications nor any other applications where failure or malfunction of the Bourns® product may result in personal injury or death. See Legal Disclaimer Notice <http://www.bourns.com/docs/legal/disclaimer.pdf>.

# Bourns® Kaschke Components - Custom Magnetics

NO MATTER WHICH POWER CONFIGURATION YOU HAVE  
– WE CAN OFFER SOLUTIONS




## AC Filter Chokes

- High current capability
- Low capacity winding
- Helical flat winding




## Current Transformers

- Current range 1 - 2000 A
- 50 Hz – 2 MHz
- Various models




## High Power Inductor Modules

- Low core loss
- Switching Frequency up to 200 kHz
- Various cooling concepts



## PFC Inductors

- Current range 1 - 50 A
- Low parasitic capacity
- 30 – 300 kHz
- THT and flying leads



## Planar Transformers

- Low profile
- High Switching Frequency
- PCB based and wirewound



## Power Transformers

- Up to 100 kW
- Switching Frequency 20 - 200 kHz
- Various cooling concepts

# Our ferrite product line and expertise is key to our customized and powerful magnetic solutions

We have been supplying our customers with standard and special solutions in the area of soft magnetic materials and ferrite cores for over 65 years.

At a time when mass production of ferrites has moved to Asia, Bourns® Kaschke Components has focused on innovation and developing expertise in partnership with local universities, colleges and research institutes.



Pressed core before the sintering process.



Sintering furnace

Despite strict environmental regulations and high energy costs, our Göttingen site in the heart of Germany offers customers a high degree of flexibility, rapid response times and exceptional reliability thanks to its location.

## Ferrites

- Internal material development
- Internal product design
- Internal powder production using over 25 materials

### Material lines:

- NiZn ferrite – capacity 100 t/a
- MnZn ferrite – capacity 700 t/a
- Internal tool and system manufacturing


## Our key focus areas

- High volume ferrites with high flux density and limited losses up to 100 kHz
- Ring cores up to R102 with very good insertion losses and high Q-factor
- Rod cores for transmitter/receiver coils in the 20 kHz – 40 MHz range
- Pot cores for proximity switchers with high Q-factor
- Impeder cores for inductive welding
- Customized core shapes
- Medium and small lot sizes, and single item production on request
- Complex core shapes using optimized grinding technology on CNC-controlled systems
- Large core shapes using joining and bonding technology

In addition to the standardized core shapes stipulated by the IEC, we offer a wide range of special core shapes.



# Worldwide Sales/Representative Offices



Country	Phone	Email
Americas:	+1-951-781-5500	americus@bourns.com
Brazil:	+55 11 5505 0601	americus@bourns.com
China:	+86 21 64821250	asiacus@bourns.com
Europe, Middle East, Africa:	+36 88 885 877	eurocus@bourns.com
Japan:	+81 49 269 3204	asiacus@bourns.com
Korea:	+82 70 4036 7730	asiacus@bourns.com
Singapore:	+65 6348 7227	asiacus@bourns.com
Taiwan:	+886 2 25624117	asiacus@bourns.com
Other Asia-Pacific Countries:	+886 2 25624117	asiacus@bourns.com

Technical Assistance Region	Phone	Email
Asia-Pacific:	+886 2 25624117	techweb@bourns.com
Europe, Middle East, Africa:	+36 88 885 877	eurotech@bourns.com
Americas:	+1-951-781-5500	techweb@bourns.com

**BOURNS®**  
www.bourns.com

Bourns® products are available through an extensive network of manufacturer's representatives, agents and distributors. To obtain technical applications assistance, a quotation, or to place an order, contact a Bourns representative in your area.

Specifications subject to change without notice. Actual performance in specific customer applications may differ due to the influence of other variables. Customers should verify actual device performance in their specific applications.